

Foundation Programme
in Literacy, Numeracy and Skills
(FPLNS)

URDU

GRADE 8

Educator's Guidelines

Theme:
MUSIC AND ENTERTAINMENT



Ministry of Education and Human Resource
in collaboration with
Mahatma Gandhi Institute



2025



Table of content

Guide to Educators.....	ii
Resources.....	iii
Activity 1: Listen and sing.....	1
Activity 2: Identify the names.....	2
Activity 3: Copy the words.....	4
Activity 4: Matching.....	5
Activity 5: Spell and practise.....	6
Activity 6: Fill in the blanks	7
Activity 7: Picture labelling.....	8
Activity 8: Identify the emotions.....	10
Activity 9: Guess the emotions.....	11
Activity 10: Read the sentences.....	12
Activity 11: Paste the photo.....	13
Activity 12: Rearrange the words.....	14
Activity 13: Choose an activity and perform it.....	15

Guide to Educators

Theme: Music & Entertainment



Learning outcomes

- Recognize words related to music and entertainment.
- Use appropriate adjectives to describe the emotions.
- Read words with the correct pronunciation.
- Appreciate diverse musical styles in the local context.
- Write simple sentences using appropriate words.
- Engage in creative expression through performances.

Activities

- Matching
- Identify the names
- Fill in the blanks
- Cut and paste
- Copy the words
- Sentence reading
- Write the correct alphabets
- Spell and practise

Other proposed activities

- Act it out
- Emotions sorting game
- Listen and identify - short sounds/clips

Resources

- Flashcards with images
- Worksheets (matching, labelling, jumbled sentences)
- Song/audio
- Simple musical instruments or props for role-play

Assessment

- **Visual Assessments**
Use matching or sentence reading exercises where students can show what they have learned through pictures.



Focus:

- 1. Listening and Speaking**
- 2. Reading and Writing**



**Tips to
Educators**

**Encourage and guide students
using appropriate teaching
resources.**

Specific Learning Outcomes

- Recognize words related to music and entertainment.
- Use appropriate adjectives to describe the emotions.
- Read words with correct pronunciation.
- Appreciate diverse musical styles in the local context.
- Write simple sentences using appropriate words.
- Engage in creative expressions through performances.

Activity 1: Listen and sing.

Listening activity:

- The educator reads the lyrics aloud.
- The students listen and repeat.

موسیقی ہے پیاری پیاری
دل کو لگتی ہے بہت بھاری

چڑیوں کی چچھاہٹ سنو
پانی کی چھم چھم کو چنو

بانسری کی میٹھی تان
سارے دل کو دے پہچان

ڈھولک، طبلہ، سارنگی
سُروں میں ہے زندگی

گیت ہمیں ہنسنا سکھاتے
دُکھ میں بھی یہ ساتھ نبھاتے

موسیقی ہے قدرت کا تحفہ
ہر ساز میں چھپی ہے الفت کا حرفا

Activity 2: Identify the names.

Listening and Reading activities:

- The educator reads the list of words.
- The students identify them from the pictures.





Activity 3: Copy the words.

Reading and Writing activities:

- The educator asks the students to read the words.
- The students copy each word and read again.

گلوکار



اداکارہ



رقاصہ



موسیقار



Activity 4: Matching.

Listening and Reading activities:

- The educator reads aloud the words.
- The students repeat after the educator and match the words with the corresponding pictures.

رقاصہ



گلوکار



موسیقار



اداکارہ




Activity 5: Spell and practise.

Reading and Listening activities:

- The educator spells the alphabets and ask the students to repeat.
- The educator pays attention to the pronunciation and correct accordingly.
- The students spell and practise repeatedly.

ب + ا + ن + س + ر + ی = بانسری



پ + ی + ا + ن + و = پیانو



ا + د + ا + ک + ر + ہ = اداکارہ



ر + ق + ا + ص + ہ = رقاصہ



م + و + س + ی + ق + ا + ر = موسیقار



Activity 6: Fill in the blanks.

Writing and Reading activities:

- The students choose the missing alphabets from the brackets and fill in the blanks.
- The students read the words.

بان (____) ری (س، ک، ش)



پی (____) نو (ا، م، ل)



ادا کا ا (____) ہ (ر، ن، و)



(____) قاصہ (ر، م، ب)





(____) وسیقار (م، گ، ن)





Activity 7: Picture labelling.

Reading activity:

- The students cut the following words and paste them next to the appropriate pictures on page 9.





Activity 8: Identify the emotions.

Listening activity:


- The educator reads the different emotions corresponding to the pictures.
- The students listen and repeat several times.



اداس




خوش



رونا



غصہ



ڈرنا

Activity 9: Guess the emotions.

Speaking activity:


- The educator shows an emoji and asks the students to guess the appropriate emotion orally.
- The students circle the correct emotion.
- Repeat the activity for all emojis.



(اداس, خوش, غصه)




(اداس, خوش, غصه)



(اداس, خوش, رونا)



(رونا, خوش, غصه)



(ڈرنا, رونا, اداس)

Activity 10: Read the sentences.

Reading activity:

- The educator reads the sentences aloud.
- The students repeat the sentences.
- The educator pays attention to the pronunciation, intonation and fluency.
- The students read by themselves under the guidance of the educator.

میں گلوکار ہوں۔

وہ اچھا اداکار ہے۔

ہم موسیقی سنتے ہیں۔

وہ اس گانے کو پسند کرتے ہیں۔

رقاص خوشی سے ناچ رہا ہے۔


Activity 11: Paste the photo.

Speaking activity:

- The educator guides the students to search, cut and paste the picture of his/her favourite Pakistani actor/actress or singer.
- The students paste the picture on this page.

The educator asks the following questions:

1. What is the name of the actor/actress or singer?
2. Where does actor/actress or singer live?
3. Why is he/she your favorite actor/actress or singer?
4. In which movie did he/she act? or Which song did he/she sing?
5. Sing your favorite song!



Activity 12: Rearrange the words.

Reading and Writing activities:

- The educator asks the students to read the words.
- The students rearrange the words to form sentences orally.
- The students write the words in order and read aloud the sentences with the help of the educator.

میں گلوکار ہوں ایک

.....

ہے وہ اچھا اداکار

.....

ہیں کرتے وہ پسند اس کو گانے

.....

ہے وہ اچھا اداکار

.....

Activity 13: Choose an activity and perform it.

Speaking activity:

- The educator asks the students to choose one speaking activity from the list provided.
- Each student (or pair/group, depending on your class setup) will perform their chosen activity in front of the class or in smaller groups.
- The educator encourages active listening and peer feedback.

- Sing a song in your language.
- Role-play a short skit in your language.
- Draw a poster of Music Day at school and speak about it.

Foundation Programme in Literacy, Numeracy and Skills (FPLNS)

**Ministry of Education and Human Resource
in collaboration with
Mahatma Gandhi Institute**

2025